



LUXPOINT® LED Recessed Downlight - Filbert Datasheet



Introducing our slim and integrated design Filbert series LED Downlights. Upgrade your lighting with our high-quality downlights that seamlessly blend into your ceiling. Illuminate your space confidently with our slim and integrated design downlights. Featuring a wide beam angle for broad and even distribution of light, our Filbert series LED Downlights offer exceptional brightness and energy efficiency. Available in 5 sizes, enhance your environment with modern and functional lighting.

Benefits

- Versatile Light Options
- Environmentally Friendly
- Easy Installation & Maintenance
- Wide Range of Application

Applications

- Office
- Hotel
- Shop
- Station
- Restaurant
- Other demanding environments

LUXPOINT® LED Recessed Downlight - Filbert

Technical Data

Optical Specifications

Wattage		6W	7W	11.5W	15W	20.5W
Luminous Flux @CCT	3000K	440lm	550lm	1000lm	1400lm	1800lm
	4000K	470lm	570lm	1050lm	1500lm	1900lm
	6500K	470lm	570lm	1050lm	1500lm	1900lm
Total luminous flux of contained light sources @CCT	3000K	720lm	850lm	1500lm	1800lm	2550lm
	4000K	750lm	900lm	1580lm	1900lm	2650lm
	6500K	750lm	900lm	1580lm	1900lm	2650lm
Efficacy		73lm/W	79lm/W	87lm/W	93lm/W	88lm/W
Flickering metric (Pst LM)		<1	<1	<1	<1	<1
Stroboscope effect metric (SVM)		<0.4	<0.4	<0.4	<0.4	<0.4
CRI		≥80	≥80	≥80	≥80	≥80
SDCM		< 6	< 6	< 6	< 6	< 6
Beam Angle		110°				
Photobiological safety group acc. To EN62778		RG0	RG0	RG0	RG0	RG0
Photobiological safety group acc. To EN62471		RG0	RG0	RG0	RG0	RG0
Dimmable		No	No	No	No	No

Electrical and Mechanical Specifications

Input Voltage		220-240V ~50/60Hz				
Nominal Current		52mA	61mA	100mA	130mA	178mA
Inrush current time Th50		128µs@25A	172µs@25A	176µs@25A	184µs@25A	232µs@25A
Power Factor		0.5	0.5	0.5	0.5	0.5
Max. number of luminaires per miniature circuit breaker	B16	122	92	84	68	48
	C10	126	95	87	70	49
	C16	207	156	142	115	81
Protection class		Class II	Class II	Class II	Class II	Class II
Dimensions		D 100mm	D 115mm	D 145mm	D 170mm	D 220mm
		H 30mm	H 30mm	H 30mm	H 30mm	H 30mm
Weight		59g	74g	105g	147g	257g
Housing		Polycarbonate(PC)				
Diffuser		Polystyrene (PS)				
Replaceable light source		No				
Replaceable Control gear		No				
Glow wire test according to IEC60695-2-12		650°C				

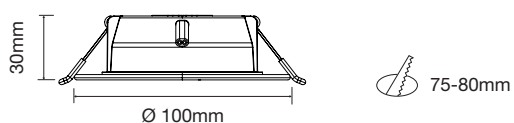
System Specifications

Power	AC mains
Operating Temperature	-10°C ~ 45°C
Storage Temperature	-20°C ~ 60°C
Lifespan L70/B50 at 45°C	15,000 hours
Lifespan L70/B50 at 25°C	50,000 hours
Number of switching cycles	15,000
Environment	Indoor
Safety Approval	CE, RoHS
Mercury content	0.0mg
Warranty	2 years

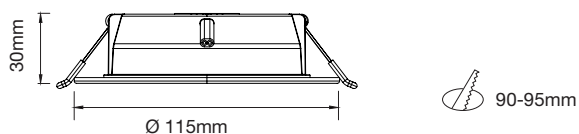
LUXPOINT® LED Recessed Downlight - Filbert

Dimension

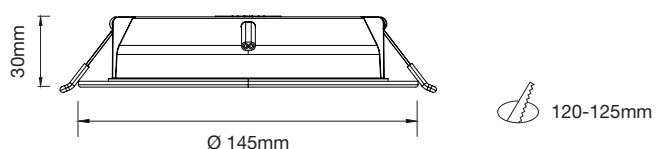
6W



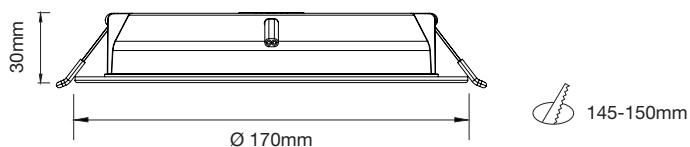
7W



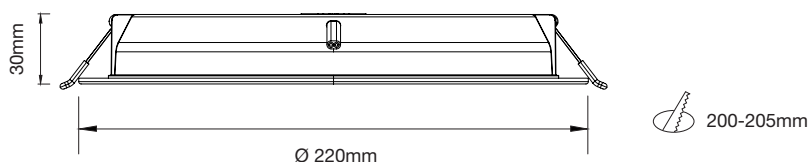
11.5W



15W



20.5W



Due to the special conditions of manufacturing process of LED, the typical data of technical parameters can only reflect statistical figures and do not necessarily correspond to the actual parameters of each single product which could differ from typical data.

Exceeding maximum ratings for operation voltage will cause hazardous overload and will likely destroy the LED module.

Exceeding maximum ratings for operation and storage temperature will reduce expected life time or destroy the LED module.

V1.0 09/23- Official authorized licensee of the OSRAM trademark.

Specifications are subject to change without notice. Errors and omission excepted, always make sure to use the most recent release.

LUXPOINT® LED Recessed Downlight - Filbert

Ordering codes

Fixture

Short Text	Wattage	CCT	Fixture Lumen	Light Source Lumen	Beam Angle	Item code	EAN-13
LP DL D75 6W 830 RD	6W	3000K	440lm	720lm	110°	GL24100552655	4897135733035
LP DL D75 6W 840 RD	6W	4000K	470lm	750lm	110°	GL24100552755	4897135733042
LP DL D75 6W 865 RD	6W	6500K	470lm	750lm	110°	GL24100552855	4897135733059
LP DL D90 7W 830 RD	7W	3000K	550lm	850lm	110°	GL24100552955	4897135733066
LP DL D90 7W 840 RD	7W	4000K	570lm	900lm	110°	GL24100553055	4897135733073
LP DL D90 7W 865 RD	7W	6500K	570lm	900lm	110°	GL24100553155	4897135733080
LP DL D120 11.5W 830 RD	11.5W	3000K	1000lm	1500lm	110°	GL24100553255	4897135733097
LP DL D120 11.5W 840 RD	11.5W	4000K	1050lm	1580lm	110°	GL24100553355	4897135733103
LP DL D120 11.5W 865 RD	11.5W	6500K	1050lm	1580lm	110°	GL24100553455	4897135733110
LP DL D145 15W 830 RD	15W	3000K	1400lm	1800lm	110°	GL24100553555	4897135733127
LP DL D145 15W 840 RD	15W	4000K	1500lm	1900lm	110°	GL24100553655	4897135733134
LP DL D145 15W 865 RD	15W	6500K	1500lm	1900lm	110°	GL24100553755	4897135733141
LP DL D195 20.5W 830 RD	20.5W	3000K	1800lm	2550lm	110°	GL24100553855	4897135733158
LP DL D195 20.5W 840 RD	20.5W	4000K	1900lm	2650lm	110°	GL24100553955	4897135733165
LP DL D195 20.5W 865 RD	20.5W	6500K	1900lm	2650lm	110°	GL24100554055	4897135733172